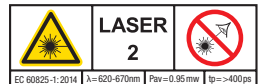


www.disto.com/manuals

User Manual:



Laser class 2 in acc. with IEC 60825-1



SAP. No. 792 313c

Operation

1	2	3
ON	Measure	OFF

2 sec.

Endpiece

Insert batteries

Overview

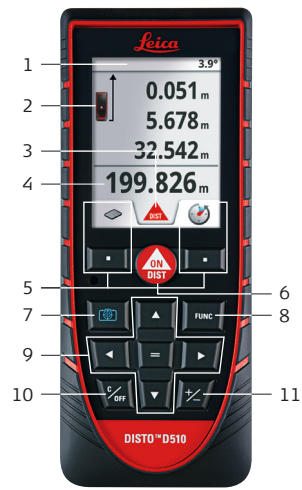
- 1 Status Bar/Level
- 2 Reference
- 3 Active Function
- 4 Main Line (Result)
- 5 Selection keys linked to the symbol above
- 6 ON/DIST
- 7 Pointfinder (viewscreen)
- 8 Function Screen
- 9 Navigation
- 10 Clear/Off
- 11 Add/Subtract

Unlock keypad

1	2
	Within 2 sec.

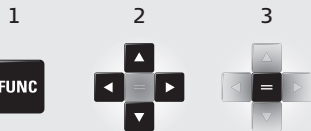
Quick Start

Leica DISTO™ D510



- when it has to be **right**


(Navigate) Functions



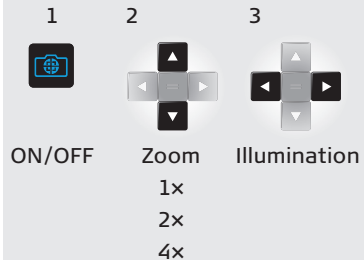
Reference/tripod



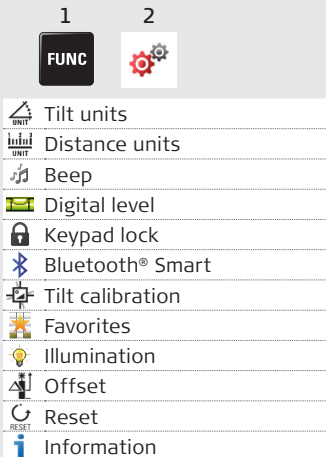
More results




Pointfinder



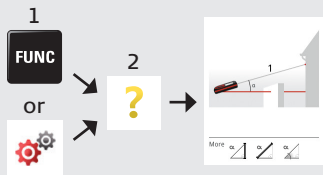
Settings



Memory



Helpfunctions



Personalized favorites

